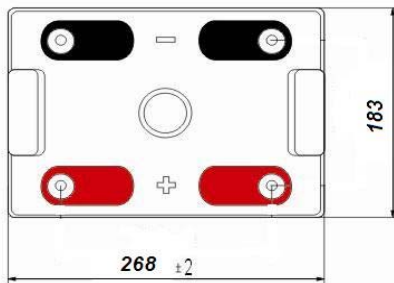

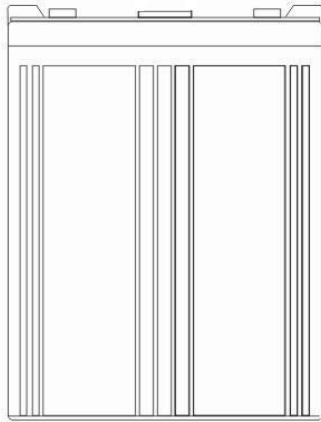




ST 6000



**CARACTERISTIQUES MECANIQUES
PHYSICAL SPECIFICATIONS**

TENSION NOMINALE / <i>NOMINAL VOLTAGE</i>		2 V
CAPACITE / <i>NOMINAL CAPACITY (10HR)</i>		623 Ah
DIMENSIONS	Longueur / <i>Length</i>	268 mm
	Largeur / <i>Width</i>	183 mm
	Hauteur / <i>Total Height (with terminal)</i>	371 mm
MASSE / <i>WEIGHT</i>		42.5 Kg
TYPE DE BORNE / <i>STANDARD TERMINAL</i>		Insert femelle M8 / Female insert M8
COUPLE DE SERRAGE / <i>CLAMPING TORQUE</i>		15 Nm

**CARACTERISTIQUES ELECTRIQUES
ELECTRICAL SPECIFICATIONS**

CAPACITE / <i>RATED CAPACITY</i> 1,8V/élément-1,8V/cell	10 hour rate	623 AH
	5 hour rate	533.5 AH
	3 hour rate	457.2 AH
	1 hour rate	320.4 AH
INFLUENCE DE LA TEMPERATURE SUR LA CAPACITE / <i>CAPACITY</i> <i>AFFECTED BY TEMPERATURE</i>	40°C (104°F)	103%
	25°C (77°F)	100%
	0°C (32°F)	86%
RESISTANCE INTERNE / <i>INTERNAL RESISTANCE</i>	Fully charged battery 0.175 milliohms (25°C, 77°F)	
COURANT MAXI EN 5 sec. / <i>CURRENT MAXI 5S</i>		1.125 KA (end of voltage 1,6V/cell)
COURANT DE COURT-CIRCUIT / <i>SHORT-CIRCUIT CURRENT</i>		11.58 KA