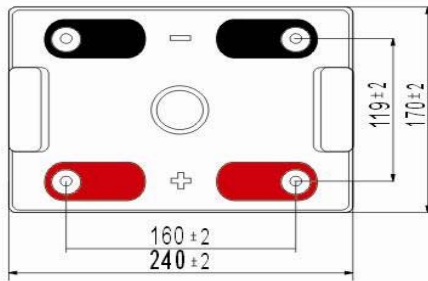
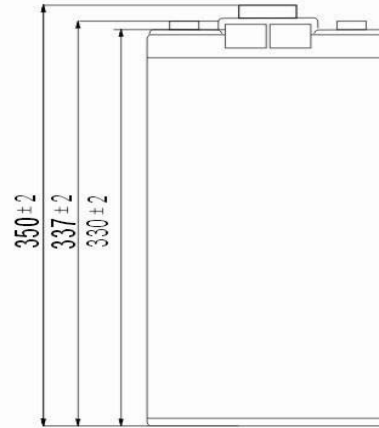
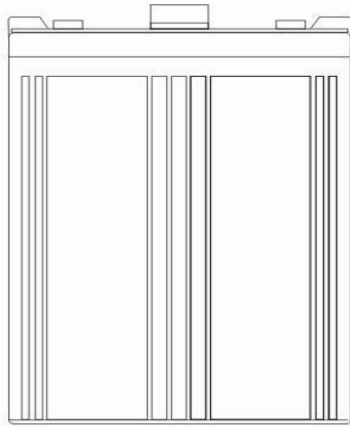




ST 5000



**CARACTERISTIQUES MECANIQUES
PHYSICAL SPECIFICATIONS**

TENSION NOMINALE / <i>NOMINAL VOLTAGE</i>		2 V
CAPACITE / <i>NOMINAL CAPACITY (20HR)</i>		568 Ah
DIMENSIONS	Longueur / <i>Length</i>	170 mm
	Largeur / <i>Width</i>	240 mm
	Hauteur / <i>Total Height (with terminal)</i>	350 mm
MASSE / <i>WEIGHT</i>		31,0 Kg
TYPE DE BORNE / <i>STANDARD TERMINAL</i>		Insert femelle M8 / <i>Female insert M8</i>
COUPLE DE SERRAGE / <i>CLAMPING TORQUE</i>		15 Nm

**CARACTERISTIQUES ELECTRIQUES
ELECTRICAL SPECIFICATIONS**

CAPACITE / <i>RATED CAPACITY</i> <i>1,8 V/élément - 1,8 V/cell</i>	20 hour rate	550 Ah
	10 hour rate	500 Ah
	5 hour rate	411,5 Ah
	3 hour rate	381 Ah
	1 hour rate	295,7 Ah
INFLUENCE DE LA TEMPERATURE SUR LA CAPACITE / <i>CAPACITY</i> <i>AFFECTED BY TEMPERATURE</i>	40°C (104°F)	103%
	25°C (77°F)	100%
	0°C (32°F)	86%
RESISTANCE INTERNE / <i>INTERNAL RESISTANCE</i>	Fully charged battery 0.6 milliohms (25°C, 77°F)	
COURANT MAXI EN 10 sec. / <i>CURRENT MAXI 10S</i>		4 KA (end of voltage 1,6V/cell)
COURANT MAXI EN 5 sec. / <i>CURRENT MAXI 5S</i>		5 KA (end of voltage 1,6V/cell)
COURANT DE COURT-CIRCUIT / <i>SHORT-CIRCUIT CURRENT</i>		10 KA